

Gypsum Association

Reference Information

Individual company data are submitted to a confidential repository immediately following the period being reported, and are reflective of quarterly & year-to-date totals for each of the product classifications.

Industry reports are reviewed and disseminated by the Gypsum Association. All inquiries regarding statistics should be addressed to the Gypsum Association at:

**962 Wayne Ave.
Suite 620
Silver Spring, MD 20910
Phone: (301) 277-8743
Fax: (301) 277-8747
www.gypsum.org**

Gypsum industry statistics are compiled and aggregated by a confidential repository under contract to the Gypsum Association.

SAMPLE

Specific Notes on Shipment Information

Geographic boundaries used in reporting sales to destination of sale in the United States conform to United States Bureau of Census divisions.

All board data reflects shipments by active members of the Gypsum Association at the time of data collection.

Ore data represents information provided by U.S. manufacturers and is not inclusive of all U.S. ore producers. Independent quarries, ore processors, and ore producers not affiliated with the Gypsum Association are not included in the summary.

All sales are reported by geographic division based on final destination of sale, rather than point of production or origin. All tonnages sold are reported in short tons, ignoring fractions and, in the case of bagged goods, they include the weight of additives, paper, or other materials used in the final products as sold.

Gypsum products or materials transferred from one gypsum plant to another gypsum plant in the same company, are reported by the selling plant to the end user unless the products cross an international border. Gypsum products, whether sold or transferred, for use in the manufacture of non-gypsum products (such as cement) are also included.

Sales of board products are reported on a surface area basis in square feet, regardless of thickness, except in the case of laminated boards where the surface area of the components is reported rather than as a finished product.

Product Definitions, Explanations, and Clarifications

For Specific Terms Used on the Product Breakout for U.S. MANUFACTURERS Report

Production Terms

- Crude Gypsum** - mined or quarried naturally occurring ore. Domestic ore is mined or quarried in the United States. Imported ore is from outside the United States.
- Synthetic Gypsum** - a by-product that is chemically manufactured, as opposed to naturally occurring ore.
- Calcined Gypsum ("stucco")** - produced from crude and/or synthetic ore; excludes additives.

Shipment Terms

- Uncalcined** - includes sales of purchased material, but excludes sales to other gypsum producers

Plasters

- Calcined Plaster** - includes all sales of produced products, excludes sales of purchased finished products as they are reported by the manufacturer.
- Regular Plaster** - includes mill-mixed, spray fireproofing, and shipments to other mixing plants.
- Veneer Plasters** - basecoat and finish plasters and all other gypsum prepared finishes.

For Specific Product Terms Used on the Regional Product Breakout for U.S. MANUFACTURERS

- Veneer Base** - all gypsum board used as base for gypsum veneer plaster. Includes gypsum lath and type X veneer base.
- Gypsum Sheathing Board and Panels** - all single thickness sheathing including type X board.
- Regular Gypsum Board** - all thickness regular core paper face gypsum board, form board, backer board, and specialty board (such as fiber gypsum board or abuse-resistant board) not addressed in another category. Report plant footage of laminated products based on area of component parts; not of finished products. Excludes all type X core, sheathing, veneer base, predecorated, water or moisture-resistant, 5/16" mobile home, mold-resistant and mold- and moisture-resistant, and glass mat face board.
- Type X Gypsum Board** - same as "Regular Gypsum Board" except all type X core; excludes all regular core, sheathing, veneer base, predecorated water/moisture resistant board, and liner panel. Includes abuse-resistant board with a type X core that does not meet the description of another category.
- Liner Panel** - two foot wide by 3/4 inch or 1 inch thick gypsum panel designed for use in a shaftwall or gypsum area separation wall regardless of facing material. Includes mold- and/or moisture-resistant liner panel.
- Predecorated Wallboard** - all products on which a decorative surface is factory applied, laminated, or adhered to base products regardless of core, thickness, or type; excludes all 5/16" pre-decorated products and foil back, unless sold for decorative purpose. Includes type X predecorated wallboard.
- 5/16" Mobile Home Board** - includes all 5/16" board, regardless of pre-decorated or plain surface.
- Water or Moisture Resistant Gypsum Board and Mold-Resistant and Mold- and Moisture-Resistant Board and Panels (abbr. WR or MMR Board and Panels)** - Board with a water-repellant face and back paper designed primarily to be used as a base for the application of ceramic or plastic tile on walls or ceilings, or board manufactured with a mold-resistant or mold- and moisture-resistant core and mold- and moisture-resistant facing including glass mat facing. Includes paper-face or glass-mat face abuse-resistant materials having qualifying mold- and moisture-resistant attributes.

Effective January 1, 2009, the Gypsum Association no longer provides aggregate data for shipments within Canada.

U.S. Bureau of Census Divisions

Regions

New England

Connecticut
Maine
Massachusetts
New Hampshire
Rhode Island
Vermont

South Atlantic

Delaware
District of Columbia
Florida
Georgia
Maryland
North Carolina
South Carolina
Virginia
West Virginia

East North Central

Illinois
Indiana
Michigan
Ohio
Wisconsin

West North Central

Iowa
Kansas
Minnesota
Missouri
Nebraska
North Dakota
South Dakota

Mountain

Arizona
Colorado
Idaho
Montana
Nevada
New Mexico
Utah
Wyoming

Pacific

Alaska
California
Hawaii
Oregon
Washington

Middle Atlantic

New Jersey
New York
Pennsylvania

East South Central

Alabama
Kentucky
Mississippi
Tennessee

West South Central

Arkansas
Louisiana
Oklahoma
Texas

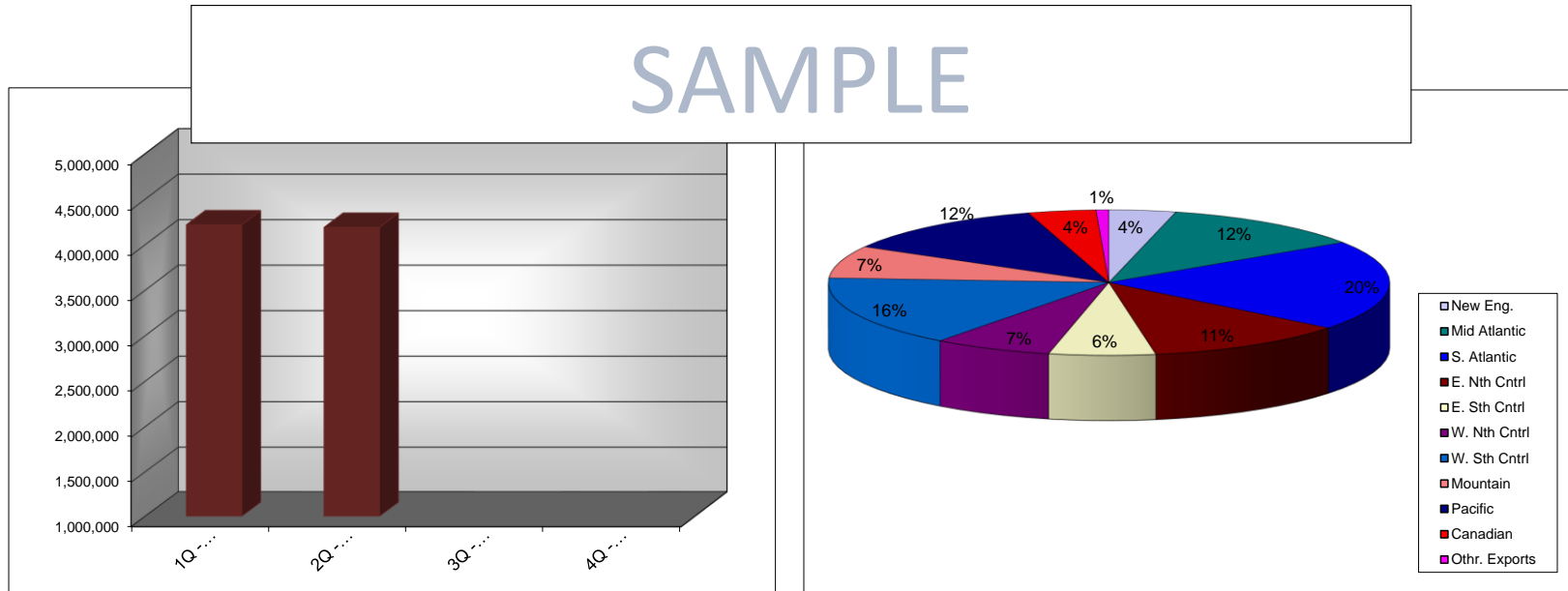
SAMPLE

GYPSUM ASSOCIATION
Regional Breakout for U.S. Manufacturers
Quarterly Total
 (Reported in 1,000² ft.)
Second Quarter, 2011

U.S. Census Regions	Quarterly Totals	Year-to-Date
NEW ENGLAND	161,359	312,961
MIDDLE ATLANTIC	496,671	989,221
SOUTH ATLANTIC	839,230	1,679,535
EAST NORTH CENTRAL	485,340	1,019,180
EAST SOUTH CENTRAL	256,270	501,877
WEST NORTH CENTRAL	285,146	597,833

U.S. Census Regions	Quarterly Totals	Year-to-Date
WEST SOUTH CENTRAL	659,445	1,307,550
MOUNTAIN	300,994	614,132
PACIFIC	510,380	1,007,667
CANADIAN PROVINCES	163,924	319,884
OTHER EXPORTS	30,983	57,301
GRAND TOTAL:	4,189,742	8,407,141

NA - Not available due to insufficient participation; value(s) is/are incorporated into category & section totals unless otherwise specified.
 Red = Revision



**GYPSUM ASSOCIATION
Product Breakout for U.S. Manufacturers**

Second Quarter, 2011

Production (Short Tons)	1Q - 2011	2Q - 2011	3Q - 2011	4Q - 2011	YTD*
Crude Gypsum (including gypsite & anhydrite)					
Domestic	1,830,045	1,845,031			3,675,076
Imported	790,042	720,425			1,510,467
Subtotal:	2,620,087	2,565,456			5,185,543
Synthetic Gypsum (by-product crude materials)	1,955,323	1,893,303			3,848,626
Total Gypsum:	4,575,410	4,458,759			9,034,169
Calcined Gypsum ("stucco")	3,367,737	3,233,231			6,600,968

Please note:

Domestic - mined or quarried in the United States
Imported - from outside of the United States

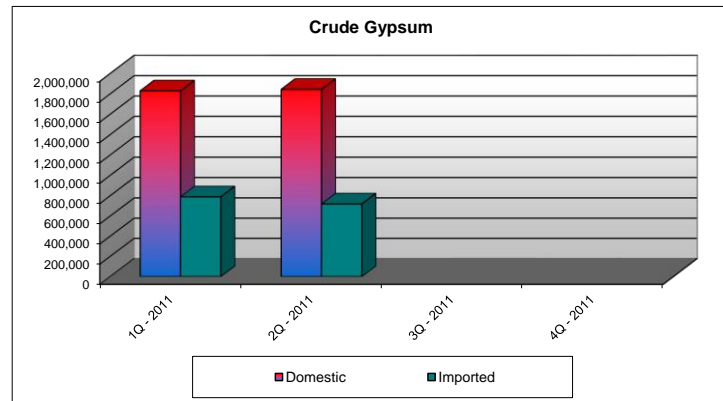
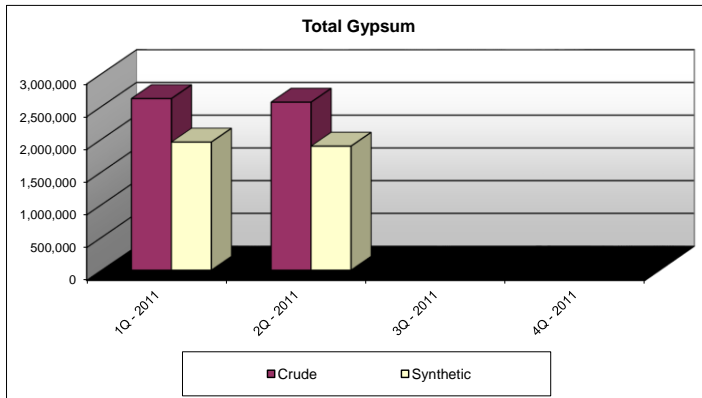
Shipments (Short Tons)	1Q - 2011	2Q - 2011	3Q - 2011	4Q - 2011	YTD*
Uncalcined					
Portland Cement Retarder	148,315	242,307			390,622
Agricultural Gypsum	35,167	71,074			106,241
Fillers and Others	0	0			0
Total Uncalcined:	183,482	313,381			496,863

Calcined Plasters (Short Tons)	1Q - 2011	2Q - 2011	3Q - 2011	4Q - 2011	YTD*
Building Plasters					
Regular Plaster	NA	NA			NA
Veneer Plaster					NA
Gauging Plaster					NA
Poured Gypsum					0
Industrial Plaster					NA
Total Plasters:	NA	NA			NA

* YTD total for the individual categories does not include NA values

NA - Not available due to insufficient participation; value(s) is/are incorporated into category & section totals unless otherwise specified.

Red = Revision



**GYPSUM ASSOCIATION
Product Breakout for U.S. Manufacturers**

Sales by Final Destination

Board Products (1,000² ft.)

Second Quarter, 2011

GRAND TOTALS:	1Q - 2011	2Q - 2011	3Q - 2011	4Q - 2011	YTD*
Veneer Base	48,766	47,593			96,359
Gypsum Sheathing Board and Panels	78,357	85,272			163,629
Regular Gypsum Board	2,290,225	2,273,035			4,563,260
Type X Gypsum Board	1,440,777	1,395,171			2,835,948
Liner Panel	24,314	26,790			51,104
Predecorated Wallboard	NA	NA			NA
5/16" Mobile Home Board	NA**	NA**			NA
WR or MMR Board and Panels	303,415	322,902			626,317
Total Board Products:	4,217,399	4,189,742			8,407,141

**Value is listed as NA in order to protect the confidentiality of the numbers within the Predecorated Wallboard category & enable the release of the overall grand total.

Regions/Products	1Q - 2011	2Q - 2011	3Q - 2011	4Q - 2011	YTD*
New England					
Veneer Base	24,984	27,175			52,159
Gypsum Sheathing Board and Panels	1,737	2,822			4,559
Regular Gypsum Board	59,708	63,862			123,570
Type X Gypsum Board	49,111	49,841			98,952
Liner Panel	NA	NA			NA
Predecorated Wallboard	NA	NA			NA
5/16" Mobile Home Board	0	0			0
WR or MMR Board and Panels	14,392	15,753			30,145
Total:	151,602	161,359			312,961
Middle Atlantic					
Veneer Base	4,108	3,328			7,436
Gypsum Sheathing Board and Panels	4,736	6,348			11,084
Regular Gypsum Board	241,858	233,430			475,288
Type X Gypsum Board	174,502	179,855			354,357
Liner Panel	NA	NA			NA
Predecorated Wallboard	NA	NA			NA
5/16" Mobile Home Board	NA	NA			NA
WR or MMR Board and Panels	22,242	22,242			44,484
Total:	427,446	425,203			852,649
South Atlantic					
Veneer Base	13,536	15,072			28,608
Gypsum Sheathing Board and Panels	519,131	526,654			1,045,785
Regular Gypsum Board	230,806	219,493			450,299
Type X Gypsum Board	8,803	10,247			19,050
Liner Panel	NA	NA			NA
Predecorated Wallboard	NA	NA			NA
5/16" Mobile Home Board	NA	NA			NA
WR or MMR Board and Panels	57,212	57,254			114,466
Total:	840,305	839,230			1,679,535
East North Central					
Veneer Base	8,844	7,367			16,211
Gypsum Sheathing Board and Panels	5,252	5,808			11,060
Regular Gypsum Board	290,516	254,861			545,377
Type X Gypsum Board	185,469	166,084			351,553
Liner Panel	1,612	2,079			3,691
Predecorated Wallboard	NA	NA			NA
5/16" Mobile Home Board	NA	NA			NA
WR or MMR Board and Panels	38,476	44,453			82,929
Total:	533,840	485,340			1,019,180

* YTD total for the individual categories does not include NA values

NA - Not available due to insufficient participation; value(s) is/are incorporated into category & section totals unless otherwise specified.

Red = Revision

GYPSUM ASSOCIATION
Product Breakout for U.S. Manufacturers

Sales by Final Destination - continued

Board Products (1,000² ft.)

Second Quarter, 2011

Regions/Products	1Q - 2011	2Q - 2011	3Q - 2011	4Q - 2011	YTD*
East South Central					
Veneer Base	NA	NA			NA
Gypsum Sheathing Board and Panels	3,485	4,821			8,306
Regular Gypsum Board	156,141	157,594			313,735
Type X Gypsum Board	61,402	60,894			122,296
Liner Panel	568	717			1,285
Predecorated Wallboard	NA	NA			NA
5/16" Mobile Home Board	9,768	14,353			24,121
WR or MMR Board and Panels	13,267	16,825			30,092
Total:	245,607	256,270			501,877
West North Central					
Veneer Base	NA	NA			NA
Gypsum Sheathing Board and Panels	4,222	5,004			9,226
Regular Gypsum Board	170,795	151,865			322,660
Type X Gypsum Board	114,957	106,672			221,629
Liner Panel	931	892			1,823
Predecorated Wallboard	NA	NA			NA
5/16" Mobile Home Board					
WR or MMR Board and Panels					81
					833
West South Central					
Veneer Base					9
Gypsum Sheathing Board and Panels					63
Regular Gypsum Board	373,900	398,626			772,526
Type X Gypsum Board	216,234	201,724			417,958
Liner Panel	2,948	2,221			5,169
Predecorated Wallboard	NA	NA			NA
5/16" Mobile Home Board	NA	NA			NA
WR or MMR Board and Panels	34,761	36,538			71,299
Total:	648,105	659,445			1,307,550
Mountain					
Veneer Base	275	231			506
Gypsum Sheathing Board and Panels	5,352	4,293			9,645
Regular Gypsum Board	164,803	160,852			325,655
Type X Gypsum Board	125,792	119,027			244,819
Liner Panel	1,281	1,133			2,414
Predecorated Wallboard	NA	NA			NA
5/16" Mobile Home Board	NA	NA			NA
WR or MMR Board and Panels	14,392	14,143			28,535
Total:	313,138	300,994			614,132
Pacific					
Veneer Base	2,023	1,710			3,733
Gypsum Sheathing Board and Panels	11,730	11,943			23,673
Regular Gypsum Board	207,081	212,601			419,682
Type X Gypsum Board	237,536	245,653			483,189
Liner Panel	1,662	2,131			3,793
Predecorated Wallboard	NA	NA			NA
5/16" Mobile Home Board	NA	NA			NA
WR or MMR Board and Panels	35,000	34,644			69,644
Total:	497,287	510,380			1,007,667

*YTD total for the individual categories does not include NA values

NA - Not available due to insufficient participation; value(s) is/are incorporated into category & section totals unless otherwise specified.

Red = Revision

Product Breakout for U.S. Manufacturers

Sales by Final Destination - continuedBoard Products (1,000² ft.)

Second Quarter, 2011

Regions/Products	1Q - 2011	2Q - 2011	3Q - 2011	4Q - 2011	YTD*
Canadian Provinces					
Veneer Base	NA	NA			NA
Gypsum Sheathing Board and Panels	4,395	4,593			8,988
Regular Gypsum Board	95,535	103,181			198,716
Type X Gypsum Board	41,359	40,524			81,883
Liner Panel	634	365			999
Predecorated Wallboard					
5/16" Mobile Home Board					
WR or MMR Board and Panels					3
					84
Other Exports					
Veneer Base					
Gypsum Sheathing Board and Panels	6,727	8,190			14,917
Regular Gypsum Board	10,757	9,509			20,266
Type X Gypsum Board	3,609	5,404			9,013
Liner Panel	536	554			1,090
Predecorated Wallboard	NA	NA			NA
5/16" Mobile Home Board	0	0			0
WR or MMR Board and Panels	4,511	7,120			11,631
Total:	26,318	30,983			57,301

*YTD total for the individual categories does not include NA values

NA - Not available due to insufficient participation; value(s) is/are incorporated into category & section totals unless otherwise specified.

Red = Revision

**GYPSUM ASSOCIATION
Canadian Manufacturers**

Exports to the U.S.

SAMPLE

Regions/Products (Exports)	1Q - 2011	2Q -2011	3Q - 2011	4Q - 2011	YTD*
New England	25,125	26,383			51,508
Middle Atlantic	NA	NA			NA
East North Central	0	0			0
Remaining U.S. Regions	NA	NA			NA
Total Exports to United States	27,393	27,049			54,442

* YTD total for the individual categories does not include NA values